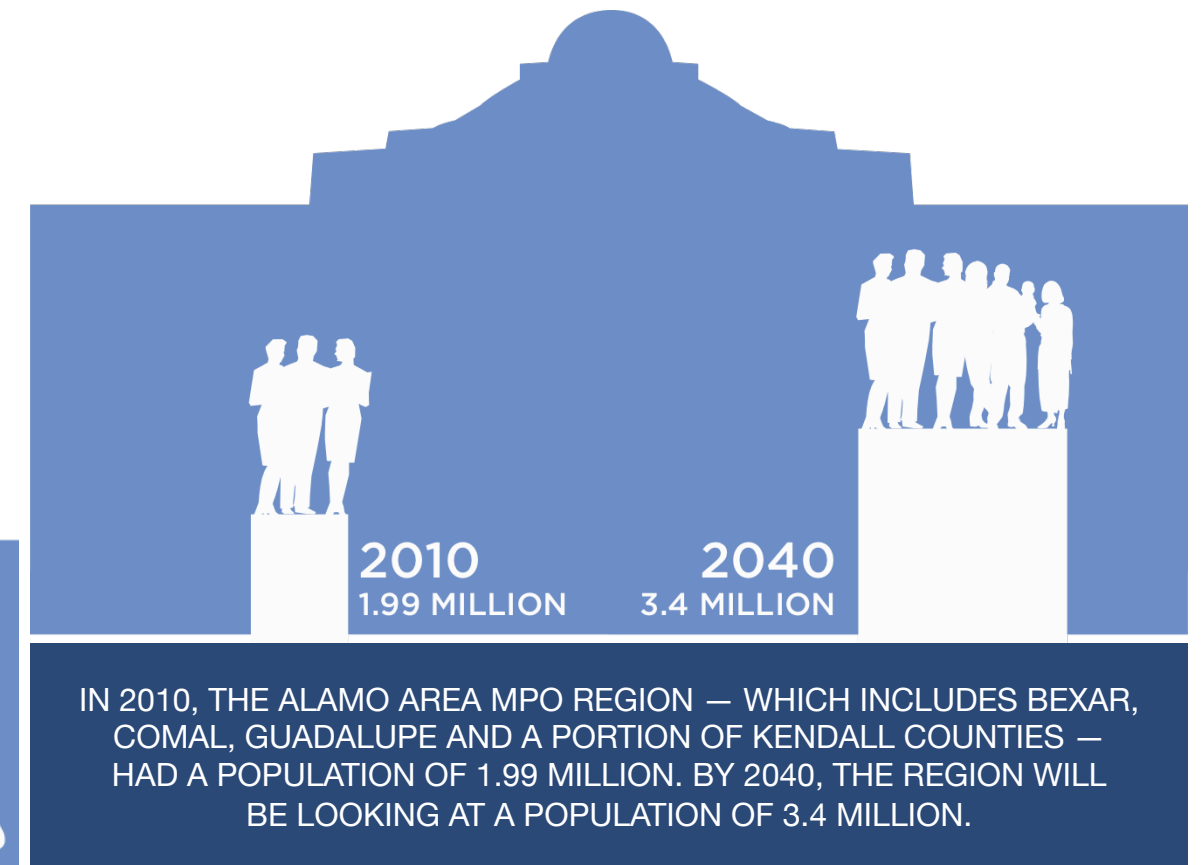






# SAN ANTONIO'S CONGESTION CHALLENGES




## VEHICLES ADDED<sup>1</sup>

 **120** /DAY  **43,800** /YEAR

 **1M** /ADDITIONAL VEHICLES ON ROAD BY 2040

## SAN ANTONIO HIGHWAYS AMONG TEXAS' TOP 100 CONGESTED ROADS<sup>3</sup>



- 23<sup>RD</sup> US 281 (STONE OAK TO LOOP 1604)
- 31<sup>ST</sup> IH 35 (IH 410 E TO IH 410 NE)
- 36<sup>TH</sup> IH 35/IH 10 (US 281 TO US 90)
- 37<sup>TH</sup> IH 410 (US 281 TO IH 10)
- 48<sup>TH</sup> IH 410 (IH 10 TO CULEBRA ROAD)
- 62<sup>ND</sup> BANDERA ROAD/SH 16 (FM 1560 TO IH 410)
- 65<sup>TH</sup> IH 410 (US 281 TO IH 35)
- 80<sup>TH</sup> LOOP 1604 (IH 10 TO BRAUN ROAD)



## MOVE UP YOUR ALARM!<sup>2</sup>

**21 HRS.** ➔ **100 HRS.**

/AVG. ANNUAL DELAY PER COMMUTER 2010

/AVG. ANNUAL DELAY PER COMMUTER 2035

<sup>1</sup> Vehicle Registry Data for the AAMPO Region

<sup>2</sup> Texas Transportation Institute

<sup>3</sup> TxDOT, [www.dot.state.tx.us](http://www.dot.state.tx.us)

# SOME GOOD NEWS:

PUTTING NEW DOLLARS PROVIDED BY LEGISLATORS TO WORK FOR YOU!



PROPOSITIONS 1 & 7, WHICH WERE APPROVED BY VOTERS IN 2014 & 2015, RESPECTIVELY, DEDICATED CERTAIN STATE REVENUES TO THE STATE HIGHWAY FUND. AS A RESULT THE AAMPO HAS MADE SIGNIFICANT PROGRESS IN EFFORTS TO FUND THE CRITICAL ROAD-INFRASTRUCTURE PROJECTS.

**BUT:** HOW DO WE BRIDGE THE GAP BETWEEN THOSE FUNDS AND THE PROJECTS THAT ARE NOT INCLUDED IN OUR REGION'S 10-YEAR PLAN?

THAT IS LITERALLY THE BILLION-DOLLAR QUESTION.



PROVIDES FOR NON-TOLLED CONGESTION RELIEF IN MAJOR METRO AREAS. BETWEEN 2016 AND 2017, THE ALAMO MPO REGION RECEIVED

# \$486.3 MILLION<sup>4</sup>

OUT OF THE INITIAL \$1.3 BILLION THAT WAS ALLOTTED STATEWIDE

<sup>4</sup>Data from the TxDOT website, [www.dot.state.tx.us/texasclearlanes/](http://www.dot.state.tx.us/texasclearlanes/) <sup>5</sup>AAMPO

AT PRESENT THERE ARE **26 MAJOR PROJECTS**



WITHIN THE ALAMO MPO REGION THAT ARE NOT INCLUDED IN TXDOT'S TEN-YEAR PLAN


THAT'S A TOTAL OF **\$11.4 BILLION<sup>5</sup>**

WORTH OF CRITICAL INFRASTRUCTURE IMPROVEMENTS THAT

# LACK FUNDING



SAN ANTONIO'S \$11.4 BILLION SHORT FALL IS PART OF A LARGER STATE-WIDE FUNDING GAP OF \$50 BILLION - \$70 BILLION. CONGESTION IS A TEXAS MATTER!



## LOCAL PROJECTS

FUNDED FROM TCL:

THE LOOP 410/  
U.S. HIGHWAY 90 INTERCHANGE: **\$90.1M**

THE LOOP 410 EAST/  
IH-10 EAST INTERCHANGE **\$125M**

ADDED CAPACITY TO U.S. HIGHWAY 281, FROM  
LOOP 1604 TO STONE OAK PARKWAY **\$90M**

EXPANSION OF IH-10 EAST OF SAN ANTONIO — FROM  
LOOP 410 TO LOOP 1604 — FROM FOUR TO SIX LANES **\$60M**

UPGRADES TO LOOP 1604 — FROM IH-35 TO FM 78  
— TO A FOUR-LANE EXPRESSWAY: **\$40M**